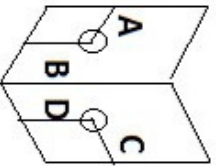


B

Edge Of Angle to Edge of Angle

A _____
B _____

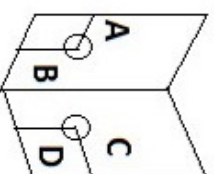


Center hole to edge

A _____
B _____
C _____
D _____

Center Hole to Edge

A _____
B _____
C _____
D _____



Conveyor

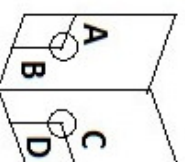
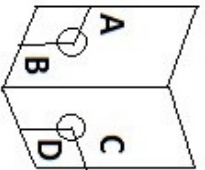
A

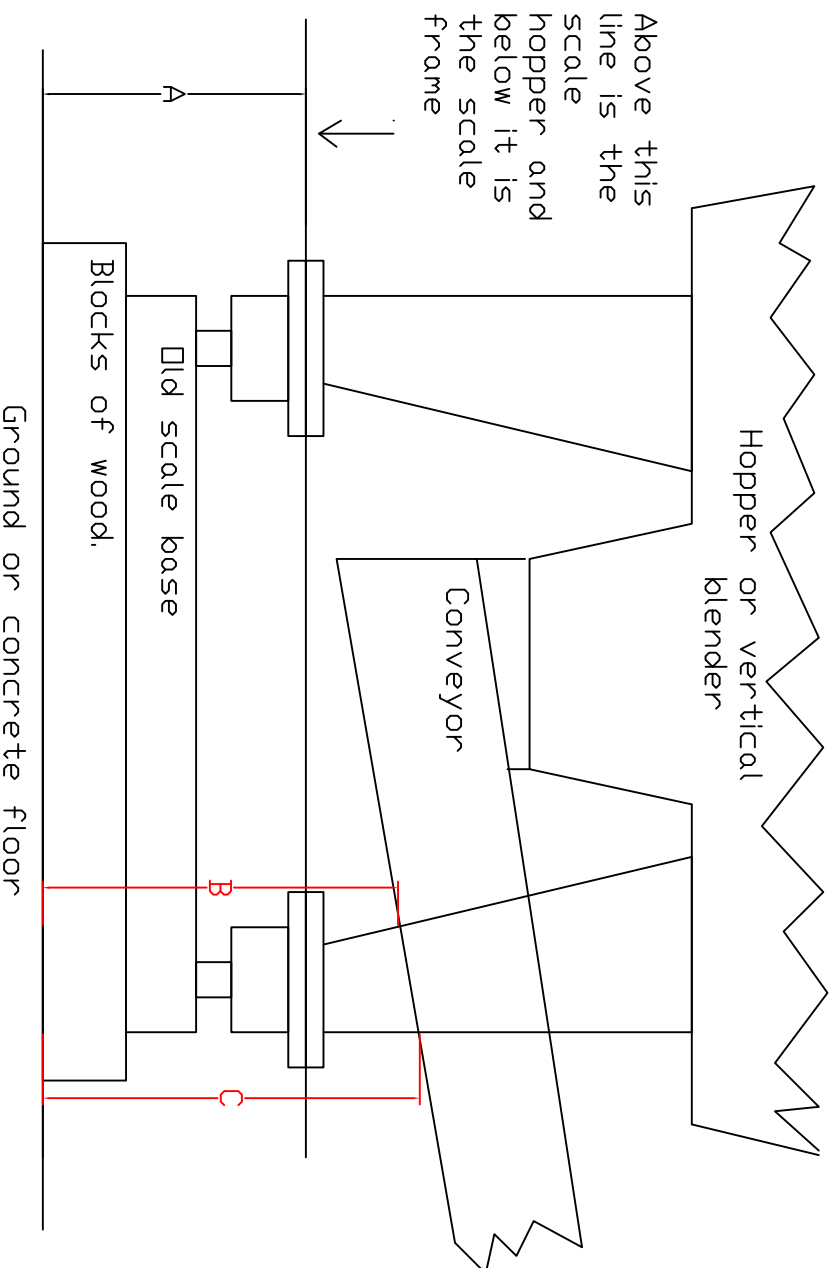
Center hole to edge

A _____
B _____
C _____
D _____

Center hole to edge

A _____
B _____
C _____
D _____





The base plates of the hopper are attached to the upper support plates of the scale. Measurement A is the height from the bottom of the hopper base plates to the floor and not to the wood or concrete blocks that may be under the scale base.

- A ----- " Inches
- B ----- " Inches
- C ----- " Inches